

Scaled data based on original data using
LM-79-08 Approved Method: Electrical and Photometric Measurements of Solid-
State Lighting Products

Test Report Prepared for
Cooper Lighting Solutions
(formerly Eaton)

Brand: McGRAW-EDISON

Report Number: P385503

Luminaire Tested: **GWC-SA1A-735-U-T3**

Issue Date: 3/3/2020

Test Information

Test Method: LM-79-08
Report Number: P385503
TEST IS SCALED FROM IESNA LM-79-08 TEST DATA (G2-1903-205-14)
Test Lab: INNOVATION CENTER
Issue Date: 3/3/2020
Manufacturer: COOPER LIGHTING SOLUTIONS (FORMERLY EATON)
Product Line: MCGRAW-EDISON
Catalog Number: GWC-SA1A-735-U-T3
Description: GALLEON WALL LUMINAIRE
(1) 70 CRI, 3500K, 615mA LIGHTSQUARE WITH 16 LEDS AND TYPE III OPTICS
Light Source: -
Ballast/Driver: ELECTRONIC DRIVER

Summary

Lumens per Lamp: N/A
Luminaire Lumens: 4676.3 lumens
Efficiency: N/A
Efficacy: 137.5 lumens/watt
Luminous Opening: Rectangular (W 0.5' x L: 0.5' x H: 0')
IES Classification: Type III - Short
BUG Rating: B1 - U0 - G1

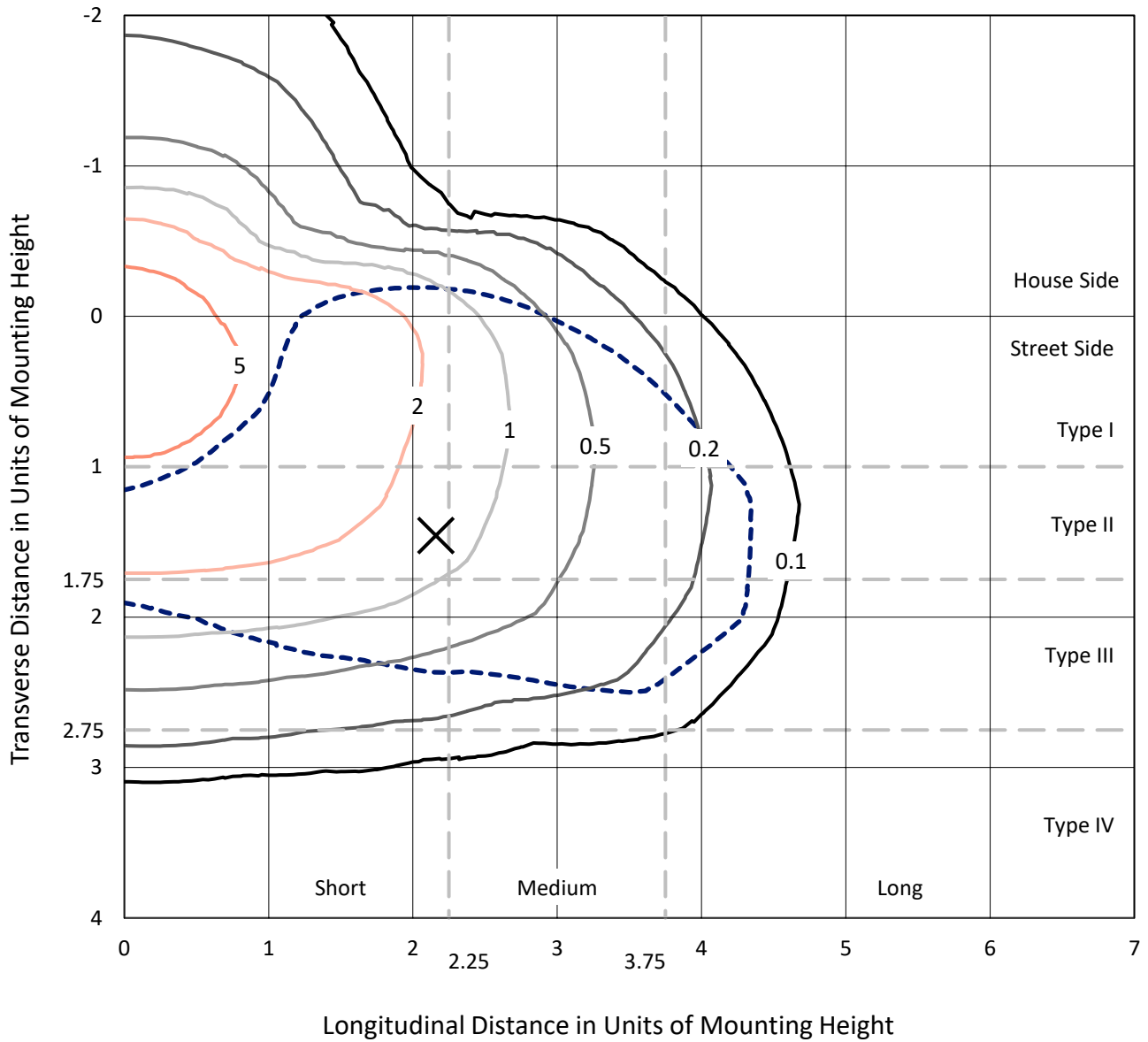
Input Watts (W): 34
Input Voltage (V): NR
Input Current (Ain): NR
Voltage Rise (V): NR
Power Factor: NR
Total Harmonic Distortion (THDi): NR
Frequency (hertz): 60
Stabilization Time: NR
Operation Time: NR
Ambient Temperature (°C): NR
Test Distance: 24 FT



REPORT NUMBER: P385503
 CATALOG NUMBER: GWC-SA1A-735-U-T3

Iso-Footcandle Lines of Horizontal Illumination

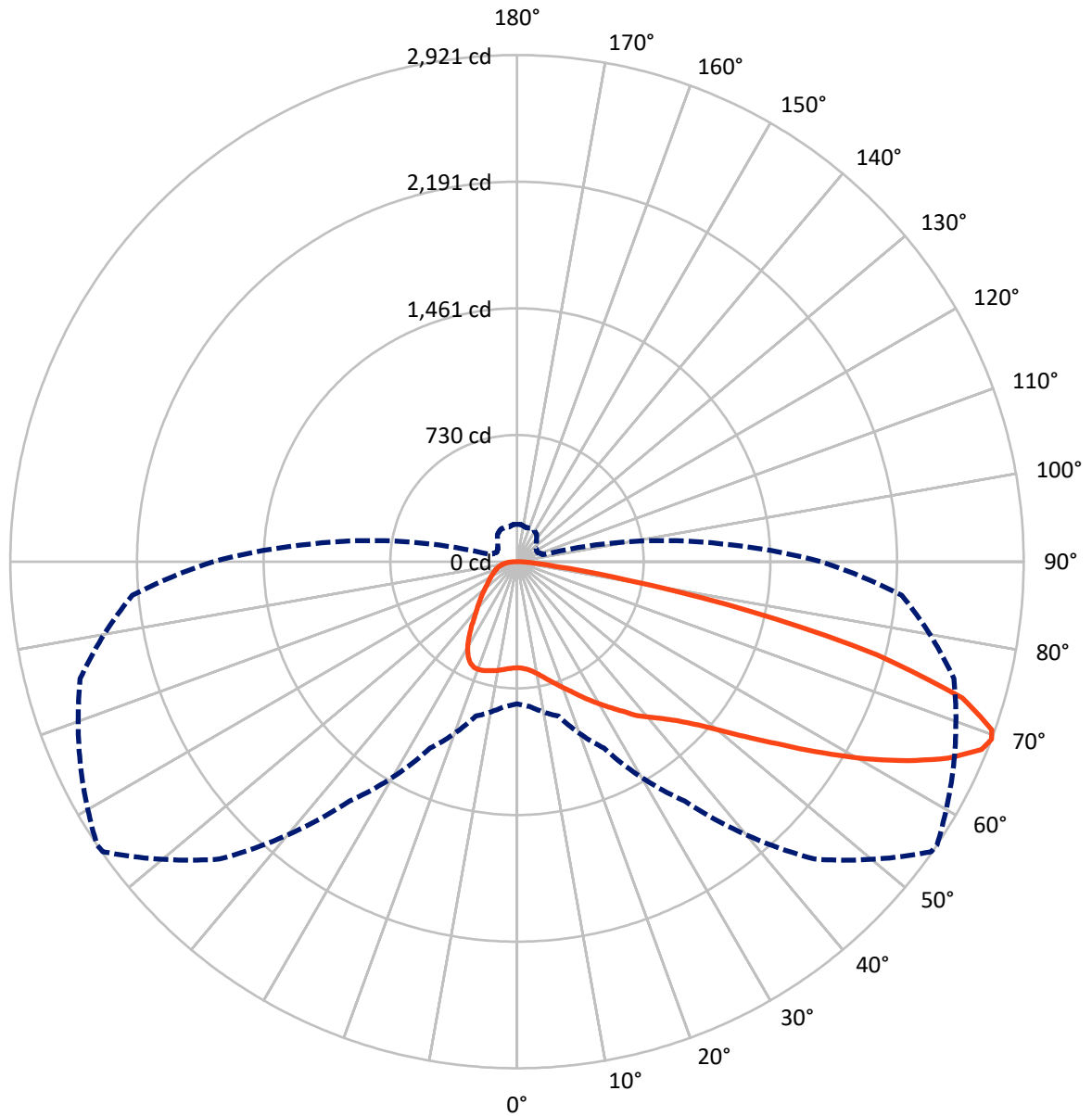
✕ Max cd
 - - - 1/2 Max cd



Based on 10 foot mounting height. Maximum calculated value = 6.7 fc
 Type III - Short - N/A

REPORT NUMBER: P385503
CATALOG NUMBER: GWC-SA1A-735-U-T3

Luminous Intensity Polar Plot



— Vertical Plane Through 56-Deg Lateral - - - Horizontal Cone Through 69-Deg Vertical



REPORT NUMBER: P385503

CATALOG NUMBER: GWC-SA1A-735-U-T3

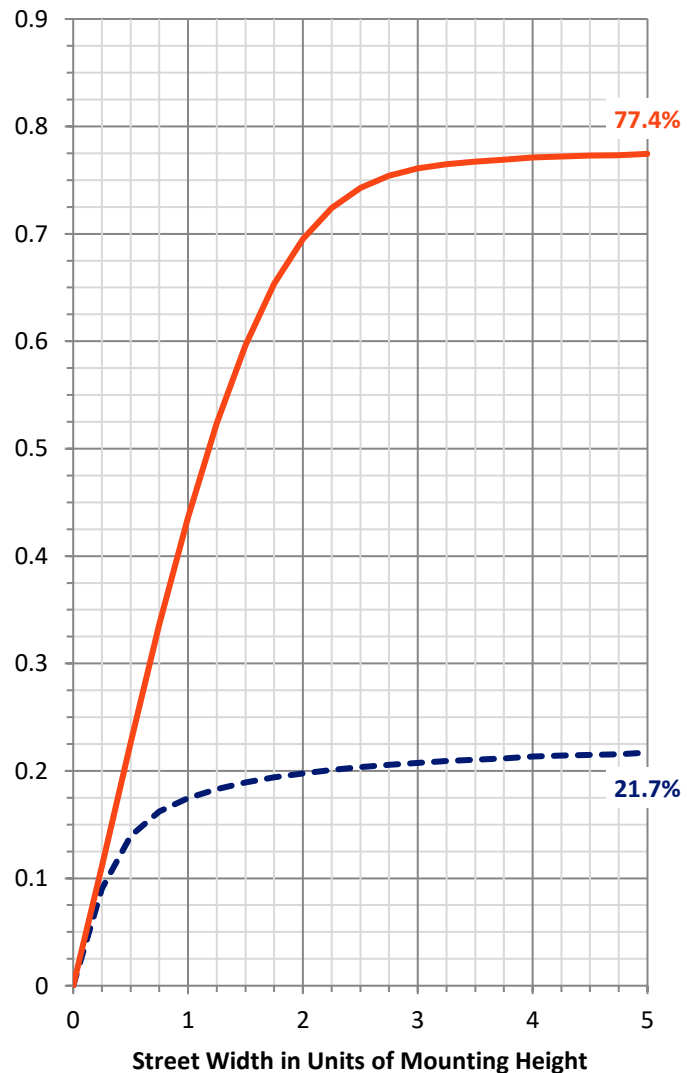
FLUX DISTRIBUTION:

		Downward	Upward	Total
House Side	Lumens	1041.4	0.0	1041.4
	% Fixture	22.3	0.0	22.3
Street Side	Lumens	3634.9	0.0	3634.9
	% Fixture	77.7	0.0	77.7
Total	Lumens	4676.3	0.0	4676.3
	% Fixture	100.0	0.0	100.0

Coefficient of Utilization

ZONAL LUMENS:

Zone	Lumens	% Fixture
0°-10°	60.0	1.3
10°-20°	193.1	4.1
20°-30°	337.0	7.2
30°-40°	484.1	10.4
40°-50°	670.0	14.3
50°-60°	981.7	21.0
60°-70°	1196.9	25.6
70°-80°	661.7	14.2
80°-90°	91.6	2.0
90°-100°	0.0	0.0
100°-110°	0.0	0.0
110°-120°	0.0	0.0
120°-130°	0.0	0.0
130°-140°	0.0	0.0
140°-150°	0.0	0.0
150°-160°	0.0	0.0
160°-170°	0.0	0.0
170°-180°	0.0	0.0
0°-90°	4676.3	100.0
0°-180°	4676.3	100.0



REPORT NUMBER: P385503

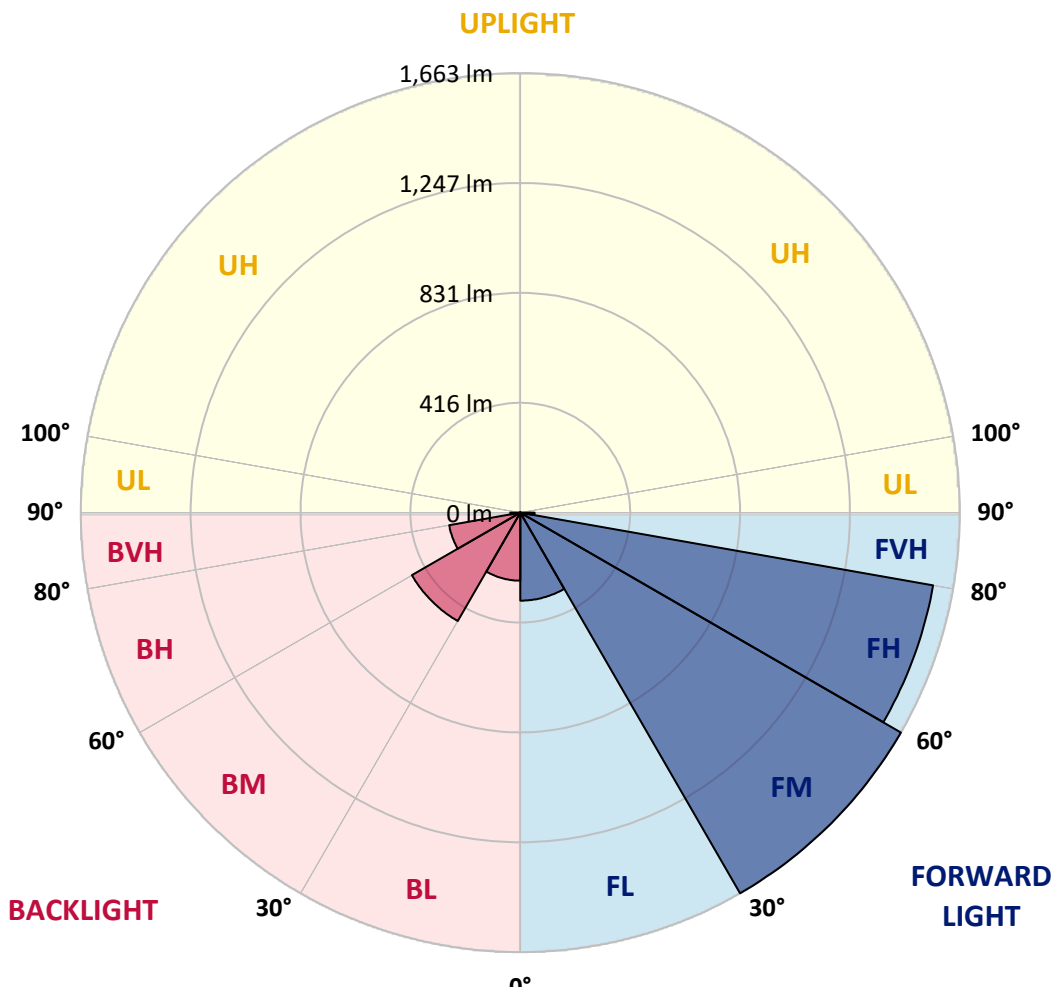
CATALOG NUMBER: GWC-SA1A-735-U-T3

LUMINAIRE CLASSIFICATION SYSTEM LUMEN TABLE AND BUG RATING:

Zone	Lumens	% Fixture	Zone Rating/Lumen Limit		
			B	U	G
FL (0°-30°)	332.8	7.1			
FM (30°-60°)	1662.6	35.6			
FH (60°-80°)	1585.5	33.9			G1/1800
FVH (80°-90°)	54.0	1.2			G1/100
BL (0°-30°)	257.4	5.5	B1/500		
BM (30°-60°)	473.3	10.1	B1/1000		
BH (60°-80°)	273.1	5.8	B1/500		G1/500
BVH (80°-90°)	37.7	0.8			G1/100
UL (90°-100°)	0.0	0.0		U0/0	
UH (100°-180°)	0.0	0.0		U0/0	

BUG Rating: B1-U0-G1

Type III Short





REPORT NUMBER: P385503

CATALOG NUMBER: GWC-SA1A-735-U-T3

CANDELA DISTRIBUTION (FULL):

	0°	5°	15°	25°	35°	45°	55°	56°	65°	75°	85°
0°	611.4	611.4	611.4	611.4	611.4	611.4	611.4	611.4	611.4	611.4	611.4
2.5°	615.2	615.9	615.4	616.7	615.2	616.1	615.4	615.4	614.9	613.4	611.8
5°	624.9	626.2	625.4	626.7	624.9	625.2	623.8	623.8	622.3	619.2	616.1
7.5°	640.0	641.5	640.9	642.2	639.7	639.7	637.8	637.7	634.7	629.7	626.0
10°	658.0	660.0	659.4	661.3	659.4	660.0	658.0	658.0	654.2	647.1	642.5
12.5°	684.3	686.8	685.0	684.8	684.0	685.3	683.7	683.4	679.8	670.2	663.7
15°	719.5	722.0	718.4	718.0	713.5	713.0	713.0	712.5	710.3	698.6	688.0
17.5°	759.9	760.7	757.4	752.4	746.5	742.8	742.3	743.6	743.6	730.1	713.2
20°	799.5	800.9	798.4	792.6	785.1	779.7	775.8	778.4	778.3	762.1	738.2
22.5°	842.7	846.1	842.2	834.8	826.1	820.0	813.2	815.5	815.6	795.9	762.6
25°	898.6	895.5	893.1	882.7	870.3	864.0	857.7	859.9	859.3	832.0	787.9
27.5°	948.0	948.7	945.5	934.3	920.0	906.1	905.9	907.3	904.9	869.8	811.7
30°	1005.5	1005.9	1001.4	991.3	975.7	957.9	953.7	956.1	950.9	905.5	836.9
32.5°	1062.7	1064.3	1059.4	1047.2	1034.7	1012.9	1004.6	1006.2	993.3	942.1	862.8
35°	1112.8	1115.1	1113.5	1105.5	1091.8	1073.1	1063.1	1062.1	1046.1	986.8	897.1
37.5°	1163.9	1166.0	1164.2	1157.4	1152.0	1132.2	1126.9	1126.9	1099.2	1032.6	940.8
40°	1216.4	1219.6	1217.5	1208.2	1203.6	1194.5	1181.8	1178.8	1148.8	1087.5	1012.0
42.5°	1265.3	1269.4	1277.8	1272.3	1262.8	1264.1	1238.5	1236.9	1215.0	1168.7	1101.4
45°	1334.5	1340.6	1354.8	1350.7	1348.7	1341.6	1311.1	1309.7	1301.3	1278.0	1212.4
47.5°	1410.0	1418.5	1444.0	1444.9	1465.6	1452.3	1410.9	1405.9	1407.8	1408.8	1347.8
50°	1479.6	1488.8	1530.9	1550.7	1599.7	1602.6	1536.4	1531.9	1539.4	1561.6	1505.8
52.5°	1535.3	1546.8	1599.3	1660.6	1744.5	1768.3	1690.8	1687.4	1693.1	1731.5	1684.2
55°	1576.0	1588.5	1645.7	1757.2	1891.3	1933.3	1868.7	1865.4	1869.0	1917.9	1878.4
57.5°	1585.5	1588.5	1671.6	1822.3	2015.1	2116.2	2086.3	2079.9	2062.5	2105.0	2092.6
60°	1540.9	1553.1	1650.2	1845.2	2111.0	2296.4	2313.8	2305.7	2257.0	2291.7	2281.8
62.5°	1450.3	1472.2	1570.9	1810.4	2148.5	2443.6	2536.9	2527.3	2443.2	2465.7	2417.7
65°	1302.5	1311.8	1415.4	1690.3	2100.9	2537.9	2735.9	2731.0	2625.2	2589.9	2442.9
67.5°	1037.9	1055.5	1143.4	1439.5	1905.7	2526.8	2889.8	2889.2	2744.1	2636.0	2353.7
69°	820.0	838.2	921.9	1185.8	1686.3	2425.1	2915.5	2921.1	2777.6	2607.9	2226.5
70°	653.7	674.9	732.4	998.8	1491.6	2291.1	2894.1	2904.2	2771.1	2561.7	2109.0
72.5°	278.2	295.3	336.2	514.9	909.1	1710.8	2646.2	2684.5	2621.8	2344.5	1743.0
75°	121.5	126.8	145.3	209.9	403.6	931.1	2073.0	2143.9	2241.8	1981.8	1298.4
77.5°	89.0	91.2	101.4	123.2	181.1	351.7	1333.1	1374.3	1616.8	1442.2	796.4
80°	68.8	70.4	78.3	90.6	118.3	142.2	608.0	643.4	909.1	740.7	331.7
82.5°	54.8	55.9	61.3	66.7	81.6	86.1	201.9	224.0	335.6	204.6	87.8
85°	50.9	52.2	54.1	48.7	52.3	50.5	87.3	91.3	101.4	80.4	36.7
87.5°	23.0	27.2	53.6	37.9	27.9	22.3	35.8	37.4	42.1	42.2	16.3
90°	0.0	0.0	0.0	0.0	0.0	0.0	0.0	0.0	0.0	0.0	0.0



REPORT NUMBER: P385503

CATALOG NUMBER: GWC-SA1A-735-U-T3

CANDELA DISTRIBUTION (continued):

	90°	95°	105°	115°	125°	135°	145°	155°	165°	175°	180°
0°	611.4	611.4	611.4	611.4	611.4	611.4	611.4	611.4	611.4	611.4	611.4
2.5°	612.8	612.3	613.1	611.2	613.6	613.4	612.7	613.0	614.6	614.5	614.6
5°	616.5	616.1	617.2	615.7	618.6	619.5	619.7	621.2	622.9	623.5	623.5
7.5°	625.8	625.8	626.3	624.4	626.3	626.2	625.4	626.9	628.5	628.7	628.5
10°	642.0	642.2	641.3	636.3	634.7	630.3	626.3	626.5	628.7	630.5	631.0
12.5°	662.3	661.6	658.0	648.9	642.2	633.2	629.1	628.9	631.2	632.6	633.1
15°	685.5	683.7	674.5	659.5	647.6	638.9	632.1	630.5	629.2	627.6	627.8
17.5°	707.4	703.3	688.0	667.3	654.7	643.1	630.1	619.5	612.3	608.2	606.8
20°	729.6	721.7	699.7	674.5	658.5	637.5	612.3	591.1	577.8	571.7	570.6
22.5°	749.9	737.1	710.5	682.1	655.5	618.4	578.9	548.0	529.7	521.5	522.1
25°	769.7	752.0	721.7	687.4	640.0	585.0	532.5	494.6	473.3	464.2	463.8
27.5°	787.1	767.0	733.9	683.0	611.2	537.2	477.7	440.6	422.9	415.0	413.7
30°	807.1	785.8	750.2	666.4	569.0	482.2	424.0	397.9	385.3	377.4	376.0
32.5°	831.5	811.4	763.6	636.3	515.0	424.6	382.1	363.9	352.5	343.6	342.0
35°	866.9	845.3	767.0	593.1	455.7	379.2	351.3	332.6	317.2	305.8	304.6
37.5°	911.3	887.6	759.2	537.2	398.2	349.7	325.7	302.7	282.6	266.4	263.9
40°	975.5	939.7	737.8	472.8	355.8	327.0	300.8	274.5	249.5	230.7	227.0
42.5°	1052.4	1000.7	704.9	408.7	324.7	304.0	276.0	243.4	219.5	206.2	204.2
45°	1150.4	1064.2	659.4	352.6	294.1	281.0	249.2	219.3	204.4	194.6	193.0
47.5°	1262.2	1135.4	611.5	307.1	268.2	259.4	227.8	208.5	196.7	189.0	187.5
50°	1399.6	1215.8	560.8	269.7	242.1	233.4	217.7	202.5	193.1	187.2	185.7
52.5°	1554.6	1306.5	524.2	240.2	220.6	214.3	212.3	199.2	191.7	187.2	185.7
55°	1721.4	1398.8	484.7	215.4	201.9	203.7	208.7	199.6	194.5	189.0	186.8
57.5°	1888.6	1494.2	440.8	194.5	187.0	195.8	206.4	200.3	195.9	190.6	188.6
60°	2020.6	1554.6	372.7	176.9	175.3	187.0	200.6	195.4	189.8	189.9	189.6
62.5°	2082.4	1551.3	297.4	161.3	163.5	175.3	191.3	187.9	183.2	189.5	189.9
65°	2047.7	1474.0	231.5	147.1	151.0	163.0	181.6	184.1	185.7	197.8	199.4
67.5°	1902.4	1323.5	179.3	134.7	139.5	154.6	182.5	200.6	202.6	215.4	215.2
69°	1752.1	1182.4	155.8	128.2	133.9	156.8	195.1	211.0	203.1	216.7	214.7
70°	1626.1	1070.8	143.3	123.9	131.3	160.4	203.5	210.9	200.7	212.3	209.1
72.5°	1252.4	770.4	121.5	115.8	122.6	153.5	205.9	206.2	195.1	197.4	191.8
75°	859.0	486.8	106.0	104.8	109.3	138.4	198.1	197.0	180.5	177.2	172.7
77.5°	473.6	247.2	90.1	94.4	97.5	122.6	180.1	178.5	164.8	158.0	156.4
80°	182.7	108.2	76.0	83.9	85.9	106.2	157.9	156.4	144.9	136.3	133.9
82.5°	69.0	56.7	62.8	72.6	72.1	87.6	133.7	132.9	121.7	109.1	105.2
85°	31.9	34.0	49.8	59.9	55.2	64.9	107.0	108.4	94.9	79.8	79.8
87.5°	13.5	19.0	35.3	45.3	37.2	43.8	78.4	74.9	68.8	47.7	44.8
90°	0.0	0.0	0.0	0.0	0.0	0.0	0.0	0.0	0.0	0.0	0.0

Signify Classified - Internal
Cooper Lighting Solutions Photometric Lab
1121 Highway 74 South
Peachtree City, GA 30269

Scaled Data Report



Report Generated By 670245982

Signify Classified - Internal
Cooper Lighting Solutions Photometric Lab
1121 Highway 74 South
Peachtree City, GA 30269

Scaled Data Report



Signify Classified - Internal
Cooper Lighting Solutions Photometric Lab
1121 Highway 74 South
Peachtree City, GA 30269

Scaled Data Report



Signify Classified - Internal
Cooper Lighting Solutions Photometric Lab
1121 Highway 74 South
Peachtree City, GA 30269

Scaled Data Report



Signify Classified - Internal
Cooper Lighting Solutions Photometric Lab
1121 Highway 74 South
Peachtree City, GA 30269

Scaled Data Report



--- HS — SS

Signify Classified - Internal
Cooper Lighting Solutions Photometric Lab
1121 Highway 74 South
Peachtree City, GA 30269

Scaled Data Report



u

Signify Classified - Internal
Cooper Lighting Solutions Photometric Lab
1121 Highway 74 South
Peachtree City, GA 30269

Scaled Data Report



Signify Classified - Internal
Cooper Lighting Solutions Photometric Lab
1121 Highway 74 South
Peachtree City, GA 30269

Scaled Data Report



(END OF REPORT)